

Simple, but effective solutions.

1600L Jacky Bin







Among the larger of the JACKY Bin models, the ATS1600/8 mini silo is well suited to mounting on castors for a fully mobile and self contained storage system.



1600L Jacky Bin

(shown with powdercoated steel frame and optional castor kit)

Benefits

-  Faster pre-roast processing
- +  Substantially reduced OH&S risk
- +  Healthier staff
- +  Tidier workspace
- +  Improved efficiency
- =  Better Returns!

Specifications

| | |
|---|--|
| Model | ATS1600/8 Nat |
| Capacity | Approx. 700kg / 1540lb green coffee |
| Dimensions | 1220 x 1190 x 2400mm H (excluding castors) 48" x 46¾" x 94½" H |
| Hopper composition | Food grade LLDPE |
| Frame | Galvanised steel (optional powdercoat) |
| Hatch specification | HDPE gate in S/Steel guides |
| Discharge height (excluding castors) | 455mm / 18" |
| Removable discharge chute | Supplied standard |



Contact the team today!

Email - sales@jackybins4coffee.com

Phone - + 61 3 6362 3148

Web - jackybins4coffee.com

