

## 1000L Jacky Bin







The 1000L capacity JACKY Bin is a popular size, used by many roasteries. It's ideal for positioning into pallet racking and utilising vertical storage space in your roastery.



**1000L Jacky Bin**

(shown with standard galvanised steel frame)

## Benefits

-  Faster pre-roast processing
- +  Substantially reduced OH&S risk
- +  Healthier staff
- +  Tidier workspace
- +  Improved efficiency
- =  Better Returns!

## Specifications

<b>Model</b>	JB1000/8 Nat
<b>Capacity</b>	Approx. 700kg / 1540lb green coffee
<b>Dimensions</b>	1180 x 1180 x 1760mm H 45½" x 45½" x 69¼" H
<b>Hopper composition</b>	Food grade LLDPE
<b>Frame</b>	Galvanised steel (optional powdercoat)
<b>Hatch specification</b>	HDPE gate in S/Steel guides
<b>Removable discharge chute</b>	Supplied standard



**Contact the team today!**

Email - [sales@jackybins4coffee.com](mailto:sales@jackybins4coffee.com)

Phone - + 61 3 6362 3148

Web - [jackybins4coffee.com](http://jackybins4coffee.com)

